


Topakustik Perfo


Clou 8/8/2

TOP(A)K(U)S(T)I(K) 

Acoustic panel solutions

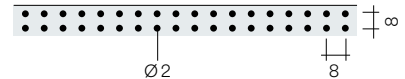
formerly: TOPPERFO-Clou 8/8/2

The fine Clou perforation in 8 mm grid with a diameter of only 2 mm can hardly be seen at a distance. The wooden texture therefore completely retains its natural beauty.



Panels

Panels are used for removable or fixed ceilings and walls with visible joints. Panels can be provided with a number of different edges and are also suited for cabinet fronts and room dividers.



Normally flammable D-s2,d0 / CH RF 3



Flame retardant B-s1,d0 / CH RF 2



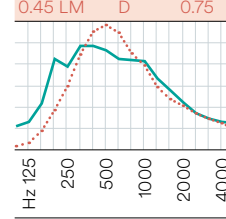
RESAP® core panel, non-combustible



maximal							
3648 × 1216	3648 × 1216	3648 × 1216	3648 × 1216	3648 × 1216	3648 × 1216	3080 × 1216	3080 × 1216
ideal = means optimal use of MDF core – custom lengths are also available							
2032 × 992	2032 × 992	2032 × 992	2032 × 992	2032 × 992	2032 × 992	1540 × 608	1540 × 608
2780 × 992	2780 × 992	2780 × 992	2780 × 992	2780 × 992	2780 × 992	3080 × 608	3080 × 608
3648 × 640	3648 × 640				3640 × 640		

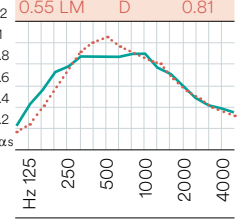
8/8/2 rear perforated

α _w	Euro	NRC
0.45 LM	D	0.76
0.45 LM	D	0.75

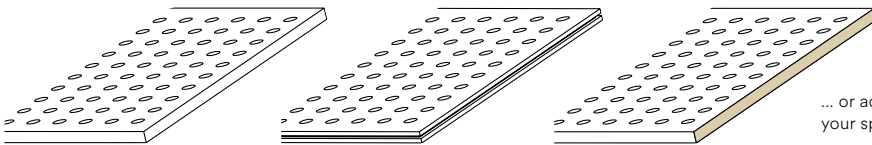


8/8/2 rear grooved

α _w	Euro	NRC
0.55 LM	D	0.79
0.55 LM	D	0.81



Edges



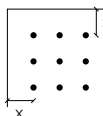
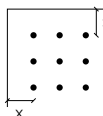
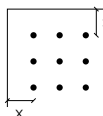
Clean cut

With surrounding tongue and groove

Visible edge

... or according to your specifications

Clou Perforations reach their full potential when carried out over the entire surface. The distance from the centre of the last row of perforations to the edge of the panel should therefore be as follows:

	Grid 8/8	x = max. 6.5 mm
	Grid 6.4/6.4	x = max. 5.0 mm
	Grid 5.3/5.3	x = max. 4.0 mm

Sound absorption data acc. to ISO 354

Suspension height:
 — approx. 216 / 246 mm
 approx. 76 / 96 mm

with acoustic fleece and Mineral wool 30 mm (60 kg/m³)

Hole spacings and bore diameters

8 / 8 / 1.2
6.4 / 6.4 / 1.2
5.3 / 5.3 / 1.2
4 / 4 / 1.2
8 / 8 / 1.6
6.4 / 6.4 / 1.6
5.3 / 5.3 / 1.6
8 / 8 / 2